

**Foster** 

AESTHETICA

# AESTHETICA

4	INCIPIT
6	FOSTER
10	FOSTER STEEL
20	SINKS AND COMPLEMENTS
86	MIXERS
100	COOKTOPS
140	TECHNICAL PART

# FOSTER AESTHETICA





## AESTHETICA

THE EXPERIENCE OF ART IN FOSTER PRODUCTS.  
PRODUCT KNOWLEDGE THROUGH OUR SENSES AND EMOTIONS.

## TERRANOVA PALACE

### THE CRADLE OF CREATIVITY

Palazzo Terranova, a former 17th-century Franciscan monastery, became Foster's corporate headquarters in 1988, after conservation work restored the splendour of the frescoes and brought to light ancient historical artefacts. In the frescoed halls of our headquarters, one can breathe art, which is infused into each of our

products. Palazzo Terranova is a heritage that the company wanted to return to the community with all its history and beauty. Foster was one of the first Italian companies to participate in various projects to safeguard and protect the territory.



## SYNERGY

THE RESULT OF THE CONTAMINATION BETWEEN ART AND TECHNIQUE

Foster is a group of four companies that, thanks to their synergy, are able to offer a complete kitchen project. Skills and know-how are the foundations on which we face international

challenges, with the great ability to design and create tailor-made solutions, interpreting very different tastes and cultures.





## WORKING WITH RAW MATERIALS

### A BALANCE BETWEEN HAND AND MACHINE

Cutting-edge technology and old-fashioned know-how are the beating heart of Foster. Machines shape steel, but the ability to achieve extreme shapes is due to the experience of Foster's steel craftsmen.

## THE RAW MATERIAL

### THE VERSATILITY OF STEEL

Its versatility allows it to adapt to any aesthetic while maintaining its identity in substance. Its ductility lends itself to Foster's typical creativity and experimentation: steel is imagined as a shape, shaped and then treated with craftsmanship in the creation of tailor-made projects and in the finishes: welding, brushing, handmade Vintage finish. Foster chooses a high-quality

stainless steel with an above-average thickness, which makes it possible to obtain more solid, corrosion-resistant and extremely durable products. Stainless steel is an environmentally friendly and fully recyclable material. It guarantees maximum hygiene and ease of cleaning.







## THE FOSTER PVD

### EXPERIMENTATION AND RESEARCH

Foster's PVD is the result of years of research and experience that have been used to achieve technical colours that can withstand time and wear. The quality of Foster's PVD products is unique and recognised by the market as synonymous with reliability.



## AESTHETICS AND FUNCTIONALITY

### THE PHYSICAL TREATMENT

The PVD treatment (Physical Vapor Deposition) is a physical treatment that "colours" steel. Foster PVD is not a painting process and does not involve the use of chemicals; it is carried out following a special procedure that our R&D department has been developing since 2010.

What makes the difference is the combination between the quality of the raw material - stainless steel - and the choice of precious metals that, after the sublimation process, physically become one with the steel's surface, creating a protective barrier of golden, anthracite or copper colour, depending on the metal powders used.

# THE FOSTER PALETTE



SATIN STEEL

VINTAGE STEEL

SATIN PVD GUN METAL

VINTAGE PVD GUN METAL

FUMÉ PVD GUN METAL



SATIN PVD COPPER

VINTAGE PVD COPPER

FUMÉ PVD COPPER

SATIN PVD GOLD

VINTAGE PVD GOLD

FUMÉ PVD GOLD

# SINKS AND COMPLEMENTS





## SKIN CONCEPT

### THE FUSION ELEMENTS

A sink made from a single skin, a product with continuous surfaces that integrates separate elements into a single entity.



## SKIN

### FLUSH-MOUNT INSTALLATION

The Skin bowl comes in a size designed for small spaces. The waste, integrated in the body of the bowl, allows for maximum cleaning, avoiding the accumulation of residues.

4456 046  
Sink Skin 400x400  
PVD Gun Metal

8498 126  
Mixer tap Vela  
PVD Gun Metal



CONTINUOUS SURFACES

A sink that, in its various finishes, tells a story through its aesthetics, as only skin can.



The boundary between bowl and worktop becomes increasingly thinner with flush-mount installation. The 800 mm SKIN sink in PVD Gun Metal integrates perfectly into the kitchen worktop. The continuous lines of the product and the brilliance of the steel satin finish reflect the natural light of the space.

4458 046  
Sink Skin 800x400  
PVD Gun Metal







4455 046  
Sink Skin double 340x400  
PVD Gun Metal

8491 106  
Mixer tap Volta  
PVD Gun Metal



The version designed with a double bowl is an excellent solution for those who want to make the most of the washing area. The bowls with independent drains allow a multifunctional use of the sink.



## SKIN

### UNDERMOUNT INSTALLATION

The overflow as well as the waste-fitting, is perfectly integrated in the basin and respects the continuity of the satin finish.

4458 848  
Sink Skin 800x400  
PVD Copper

8498 128  
Mixer tap Vela  
PVD Copper

8520 158  
Dispenser Evo  
PVD Copper





## SERVING YOUR NEEDS

The PVD Copper bowl can be equipped with accessories in matching colour, allowing the installation of a convenient dispenser in your washing area.

4458 848  
Sink Skin 800x400  
PVD Copper

8498 128  
Mixer tap Vela  
PVD Copper

8520 158  
Dispenser Evo  
PVD Copper



4453 848  
Sink Skin 530x400  
PVD Copper

8498 128  
Mixer tap Vela  
PVD Copper





4453 849  
Sink Skin 530x400  
PVD Gold

8498 129  
Mixer tap Vela  
PVD Gold




For Foster, colour is not only an element of pure aesthetics but also of strength. This PVD finish makes the steel even more resistant to wear over time.



The undermount installation and the refinement of stainless steel enhance the finish of the worktops made of natural stone or solid surface. By playing with material surfaces and the most avant-garde installation solutions, the integration of the product is rendered even more minimalist.





## SMOKEY

### THE FUMÉ STEEL

The new fumé finish gives depth to the PVD Gun Metal, Copper and Gold colours, endowing them with a silky surface and creating unique highlights in the folds of the product.



## THE SINK

### THE PROTAGONIST OF THE KITCHEN ENVIRONMENT

Foster offers solutions for everyday needs. The availability of bowls in different sizes makes it possible to find solutions even for small spaces, with functional accessories always perfectly

matchable. Thanks to the PVD finish, the sink stands out in the kitchen giving a touch of colour that warms up the room with class and distinctive elegance.

1156 859  
Sink Smokey 400x400  
PVD Gold

1157 859  
Sink Smokey 710x400  
PVD Gold





#### PLAYING WITH FINISHES

You can create different colour combinations by combining contrasting colours and finishes. In this case, the fumé steel of the Smokey bowl in Gun Metal is combined with the collapsible OP mixer tap in a satin finish.

1156 856  
Sink Smokey 400x400  
PVD Gun Metal

8499 100  
Mixer tap Op





1156 858  
Sink Smokey 400x400  
PVD Copper

8498 128  
Mixer tap Vela  
PVD Copper

## HAPPYHOUR

### A TRUE FUNCTIONAL CENTRE

A bowl designed to be more than just a sink. The steps that characterise the design are sculpted to give shape to different scenarios of use. Spice dispensers, chopping boards, trays and containers of various sizes alternate. With a simple

gesture, they can be stacked for easy access and hidden by grids made of sustainable materials. In addition to the classic stainless-steel version, the HappyHour bowl is also available in Foster PVD Gun Metal, Copper and Gold finishes.





1049 859  
Sink HappyHour  
PVD Gold

8498 129  
Mixer tap Vela  
PVD Gold

8407 121  
Automatic waste-fitting  
Space Push PVD Gold

8200 002  
Bamboo chopping board



8100 620  
Spice holder

8100 627 - 8100 303  
Dishes holder  
with frame

8407 121  
Automatic waste-fitting  
Space Push  
PVD Gold











1049 856  
Sink HappyHour  
PVD Gun Metal

8498 126  
Mixer tap Vela  
PVD Gun Metal

8100 622  
3 bowls set

8200 601 - 1778 000  
Kit bowl with bamboo  
support

8200 002  
Bamboo chopping board



8100 628  
Kit multi-bowl

8100 623  
2 bowl set

8100 600  
Foster Black grid

8100 620  
Spice holder





1050 850  
Sink HappyHour

8631 300  
Glass chopping board

8100 628  
Kit multi-bowl

8100 620  
Spice holder

8100 626 - 8100 030  
3 bottles-holder set  
with knives-holder



### A TRUE STAGE

The kitchen becomes a real stage where the interaction between several actors comes to life.

The sink, too, is designed to adapt to different scenarios. HappyHour is the workstation sink that lends itself to different contexts and uses: from washing to food preparation to serving, thanks to its numerous accessories.





## OUTLINE

### PRECIOUS INLAYS IN STAINLESS STEEL

The inlays that frame the bowl of the Outline sink seem to be hand-sculpted. Geometric and concentric inlays surround the perimeter of the sink and create support bases for a series of grids and containers. It is possible to create different work zones that disappear below the level of the worktop.





6602 000  
Sink Outline

8499 100  
Mixer tap Op

8156 000  
Stainless steel perforated pan

8100 606  
Foster Black grid  
with pads



INTEGRATING THE ELEMENTS

On the side, the sink is designed for the installation of the mixer tap. This integrated compartment conceals the mixer area and is ideal for models with a retractable spout.



## BEYOND BUILT-IN

The Outline sink stands out with its design lines to go beyond the standard built-in installation.

6625 006  
Sink Outline  
PVD Gun Metal

8498 126  
Mixer tap Vela  
PVD Gun Metal

8407 120  
Auto waste-fitting Space Push  
PVD Gun Metal

## MIXERS AND COMPLEMENTS

### COORDINATED LINES AND COLOURS

The mixer taps collections proposed in this catalogue are designed to fit into high-level kitchen projects where attention to detail and the expressiveness of the context are fundamental elements. The accessories that surround the product must also be in line with the aesthetics.





## VOLTA COLLECTION

SINUOUS CURVES INSPIRED BY ART

8491 106  
Mixer tap Volta  
PVD Gun Metal  
single lever  
with rotating barrel  
and extractable shower head

8520 156  
Dispenser Evo  
PVD Gun Metal  
built-in soap and  
detergent dispenser

Available in satin finish and Foster PVD  
Gun Metal, Copper e Gold



## OP COLLECTION

AN INGENIOUS AND VERSATILE SYSTEM

The remote control and collapsible spout allow this mixer to almost disappear into the space and to reduce the height of the mixer to a minimum, to make the sink area even tidier and more minimalist.

Available in satin finish and Foster PVD Gun Metal



The rotating head allows the water jet to be directed as required for easy cleaning.

8499 100  
Mixer tap Op



## VELA COLLECTION

A SIMPLE AND SOPHISTICATED DESIGN

Mixer tap Vela  
single lever with rotating barrel  
and extractable shower head

Automatic waste-fitting Space Push  
push-button control

Available in satin finish and Foster PVD Gun  
Metal, Copper e Gold

8498 126  
Mixer tap Vela  
PVD Gun Metal

8407 120  
Automatic waste-fitting Space Push  
PVD Gun Metal





8498 128  
Mixer tap Vela  
PVD Copper

8520 158  
Dispenser Evo  
PVD Copper

8407 122  
Automatic waste-fitting Space Push  
PVD Copper





8498 129  
Mixer tap Vela  
PVD Gold

8520 159  
Dispenser Evo  
PVD Gold

8407 121  
Automatic waste-fitting Space Push  
PVD Gold

COOKTOPS





## CASTONE

GLASS CERAMIC AND STEEL

Steel sculpted to measure to accommodate induction technology. The material combination of beveled glass ceramic modules and steel in PVD colours for a precious and versatile cooking zone.





#### THE CORNER COOKER HOB

The corner design makes the most of available space without sacrificing comfort and elegance. Thanks to the slight rise of the cooking modules compared to the steel top, the pans can slide from one position to another without losing contact with the glass-ceramic surface.



7438 000  
Castone corner  
induction cooktop







#### INSTALLATION VERSATILITY

The PVD Gun Metal hob in this photo is installed on top of the worktop, it is also available in stainless steel, PVD Copper and Gold versions. The glass-ceramic induction hobs fit perfectly into the 4 mm thick steel frame.

The versatility of the installation of this hob allows it to be lowered flush to the top.

7438 006  
Castone corner  
induction cooktop  
PVD Gun Metal

#### THE INDUCTION MODULES

The three induction cooking zones are independent and programmed by the control panel with touch control technology with direct access to each plate with a central control zone. Foster cooktops not only recognise the presence of pans, but also calculate their contact surface. This system allows an even more efficient use of energy.





7439 000  
Castone linear  
induction cooktop



## ARYA

### SUCTION TECHNOLOGY

The power of the suction hood built into the Foster glass-ceramic hob. A unique and complete product to get the most out of your kitchen even in small spaces.





#### STEEL EMBELLISHES THE TOP

Foster takes care of its products in every detail, trying to make them unique and with a distinctive character. This is why the Arya cooktop can be embellished with stainless steel grids.

7392 245  
Arya induction cooktop  
with suction hood

8803 116  
Stainless steel grid  
PVD Gun Metal



Extraction grids protect the filtering area. A functional element that is also a distinctive feature of the Arya cooker hob. An accessory made entirely of AISI 304 stainless steel and available in a variety of PVD finishes to blend in with the kitchen.

8803 119  
Stainless steel grid  
PVD Gold


8803 118  
Stainless steel grid  
PVD Copper



# INFINITO

BOUNDLESS COOKING SPACE

Infito is the first Foster cooktop in which the cooking space becomes borderless. Made of glass-ceramic with bevelled edges, its essential lines, thanks to the installation flush with the top, merge into the kitchen countertop.







7300 000  
Infinito induction  
cooktop



## FEATURES

The predetermined cooking zones disappear and each pan can be positioned and moved anywhere on the cooktop, even during cooking, thanks to the tracking system that recognises the movement of up to 6 pans and follows them while maintaining the cooking settings.



## OUTLINE

### THE RECESSED COOKTOP

This gas cooktop is perfectly matched to the Outline sink. Complementary elements that disappear inside the kitchen countertop thanks to the enclosures that characterise this collection.

7440 000  
Outline gas cooktop





#### THE FRAME OF THE PRODUCT

In the version with a 25 mm high Rim edge, the product is emphasised in relation to the kitchen countertop.

7441 000  
Outline H25 gas cooktop





#### THE FRAME WITH THE EDGE

The 25 millimetre-high Rim edge is an example of the highest technical workmanship, which allows for a clean, decisive crease even on the radii that characterise the cooktop.

# TECHNICAL PART



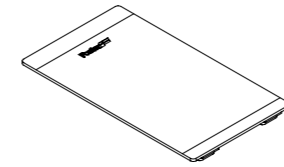
# SKIN



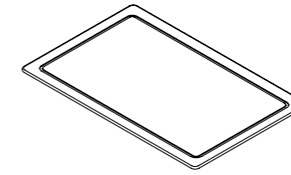
## ACCESSORIES

## COLLECTION

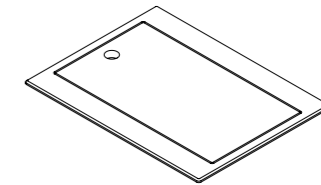
## SKIN



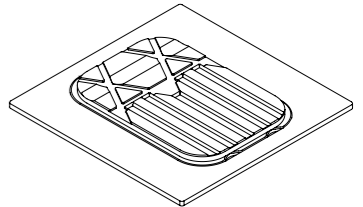
8631 300  
glass chopping board  
23,4 x 41,4 cm



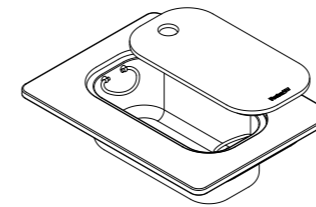
8657 002  
grey HDPE chopping board  
27,2 x 42 cm



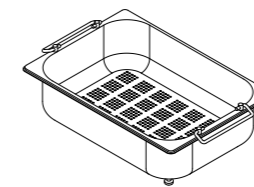
8644 101  
white HDPE twin chopping board  
31,7 x 41,8 cm



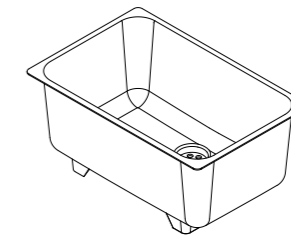
8644 004  
twin Iroko chopping board  
41,2 x 41,6 cm



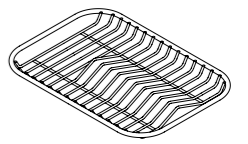
8644 044  
Iroko chopping board with  
st. steel colander kit  
31,7 x 42 cm



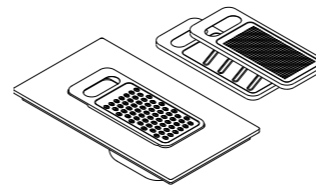
8154 000 - with 8644 004  
stainless steel colander  
25 x 36 cm



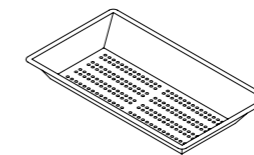
8153 100  
white bowl  
41,4 x 27,2 cm



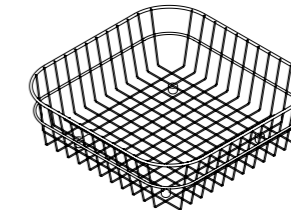
8100 154 - only with 8644 004  
stainless steel dishes holder  
23 x 35 cm



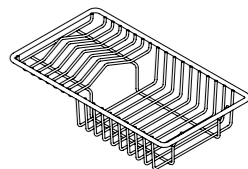
8159 101 - only with 8644 101  
grating kit  
21,5 x 38 cm



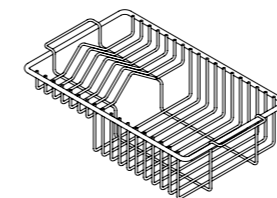
8151 000 - only with 8644 101  
stainless steel perforated pan  
21,5 x 38 cm



8611 000  
stainless steel basket  
34 x 40 cm



8100 303 - only with 8644 101  
stainless steel dishes holder  
21,4 x 37,9 cm



8100 201  
stainless steel dishes holder  
with handles  
25 x 42,5 cm

**sink SKIN 800**  
 Dimensions 840 x 440 mm  
 Single bowl 800 x 400 mm  
 Bowl depth 200 mm  
 Integrated waste-fitting 3,5" and  
 overflow with double cap  
 Installation FT | FTS  
 CABINET 90



**4458 040**  
 AISI 304 satin



**4458 046**  
 AISI 304 satin PVD Gun Metal

**sink SKIN DOUBLE**  
 Dimensions 750 x 440 mm  
 Single bowl 340 x 400 mm  
 Bowl depth 200 mm  
 Integrated waste-fitting 3,5" and  
 overflow with double cap  
 Installation FT | FTS  
 \*CABINET 80



**4455 040**  
 AISI 304 satin



**4455 046**  
 AISI 304 satin PVD Gun Metal

**sink SKIN 710**  
 Dimensions 750 x 440 mm  
 Single bowl 710 x 400 mm  
 Bowl depth 200 mm  
 Integrated waste-fitting 3,5" and  
 overflow with double cap  
 Installation FT | FTS  
 \*CABINET 80



**4457 040**  
 AISI 304 satin

**sink SKIN 530**  
 Dimensions 570 x 440 mm  
 Single bowl 530 x 400 mm  
 Bowl depth 200 mm  
 Integrated waste-fitting 3,5" and  
 overflow with double cap  
 Installation FT | FTS  
 \*CABINET 60



**4453 040**  
 AISI 304 satin



**4453 046**  
 AISI 304 satin PVD Gun Metal

**sink SKIN 400**  
 Dimensions 440 x 440 mm  
 Single bowl 400 x 400 mm  
 Bowl depth 200 mm  
 Integrated waste-fitting 3,5" and  
 overflow with double cap  
 Installation FT | FTS  
 \*CABINET 45



**4456 040**  
 AISI 304 satin



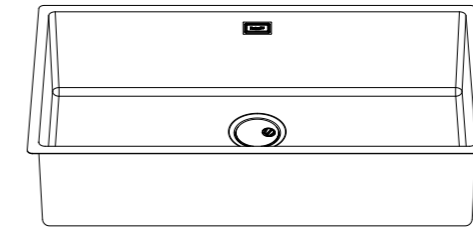
**4456 046**  
 AISI 304 satin Gun Metal




FTS | Flush resting on-top



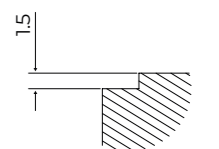
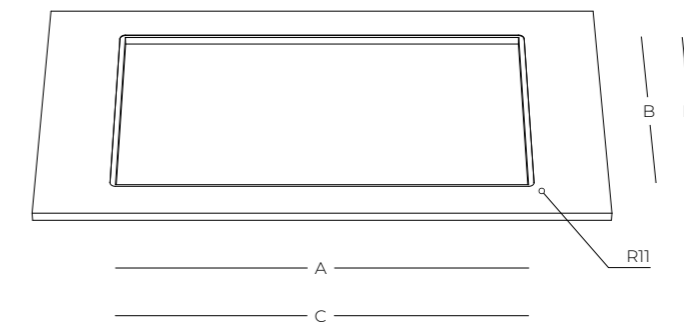
FT | Flush-mount



FTS | cut-out for Flush resting on top



FT | cut-out for Flush-mount



product	cut-out A x B	recess FT C x D	
SKIN 800	820 x 430 mm	842 x 442 mm	R11
SKIN DOUBLE	730 x 430 mm	752 x 442 mm	R11
SKIN 710	730 x 430 mm	752 x 442 mm	R11
SKIN 530	550 x 430 mm	572 x 442 mm	R11
SKIN 400	420 x 430 mm	442 x 442 mm	R11

**sink SKIN 800**  
 Dimensions 840 x 440 mm  
 Single bowl 800 x 400 mm  
 Bowl depth 200 mm  
 Integrated waste-fitting 3,5" and  
 overflow with double cap  
 Installation ST  
 \*CABINET 90



**4458 840**  
 AISI 304 satin



**4458 846**  
 AISI 304 satin PVD Gun Metal



**4458 848**  
 AISI 304 satin PVD Copper



**4458 849**  
 AISI 304 satin PVD Gold

**sink SKIN DOUBLE**  
 Dimensions 750 x 440 mm  
 Single bowl 340 x 400 mm  
 Bowl depth 200 mm  
 Integrated waste-fitting 3,5" and  
 overflow with double cap  
 Installation ST  
 \*CABINET 80



**4455 840**  
 AISI 304 satin



**4455 846**  
 AISI 304 satin PVD Gun Metal

**sink SKIN 710**  
 Dimensions 750 x 440 mm  
 Single bowl 710 x 400 mm  
 Bowl depth 200 mm  
 Integrated waste-fitting 3,5" and  
 overflow with double cap  
 Installation ST  
 \*CABINET 80



**4457 840**  
 AISI 304 satin

**sink SKIN 530**  
 Dimensions 570 x 440 mm  
 Single bowl 530 x 400 mm  
 Bowl depth 200 mm  
 Integrated waste-fitting 3,5" and  
 overflow with double cap  
 Installation ST  
 \*CABINET 60



**4453 840**  
 AISI 304 satin



**4453 846**  
 AISI 304 satin PVD Gun Metal



**4453 848**  
 AISI 304 satin PVD Copper



**4453 849**  
 AISI 304 satin PVD Gold

**sink SKIN 400**  
 Dimensions 440 x 440 mm  
 Single bowl 400 x 400 mm  
 Bowl depth 200 mm  
 Integrated waste-fitting 3,5" and  
 overflow with double cap  
 Installation ST  
 \*CABINET 45



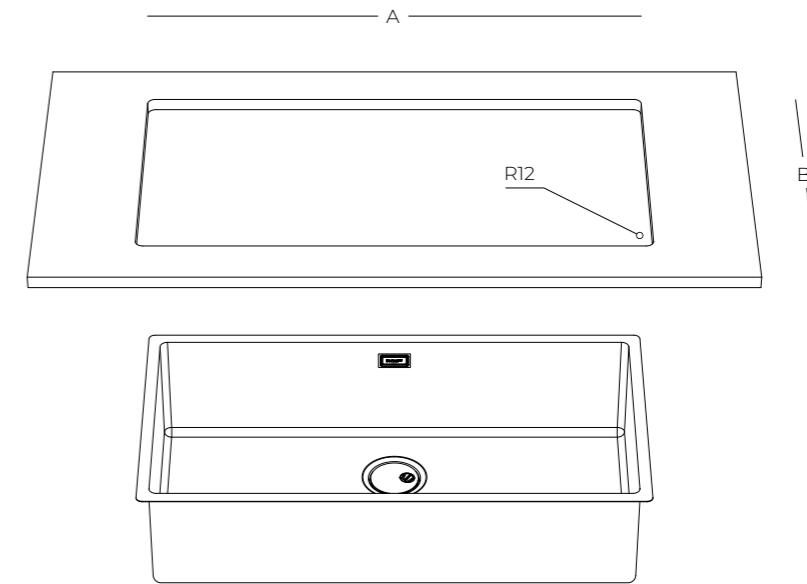
**4456 840**  
 AISI 304 satin



**4456 846**  
 AISI 304 satin PVD Gun Metal



ST | cut-out for Undermount



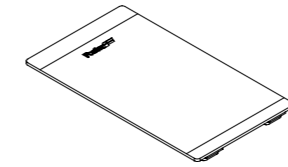
product	cut-out A x B	
SKIN 800	800 x 400 mm	R12
SKIN DOUBLE	710 x 400 mm	R12
SKIN 710	710 x 400 mm	R12
SKIN 530	530 x 400 mm	R12
SKIN 400	400 x 400 mm	R12

# SMOKEY

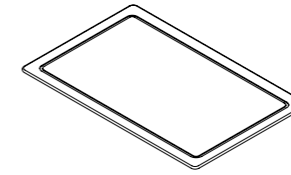
ACCESSORIES

COLLECTION

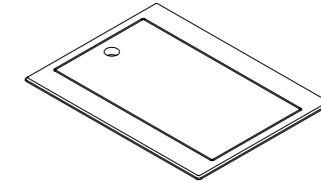
SMOKEY



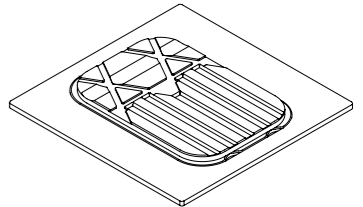
8631 300  
glass chopping board  
23,4 x 41,4 cm



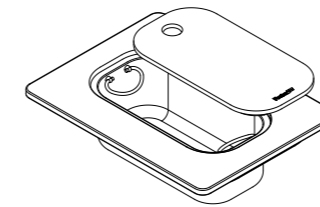
8657 002  
grey HDPE chopping board  
27,2 x 42 cm



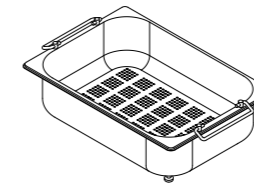
8644 101  
white HDPE twin chopping board  
31,7 x 41,8 cm



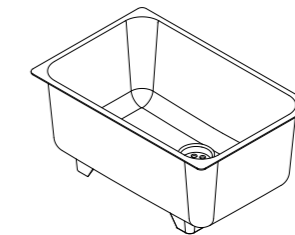
8644 004  
twin Iroko chopping board  
41,2 x 41,6 cm



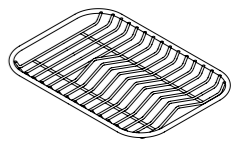
8644 044  
Iroko chopping board with  
st. steel colander kit  
31,7 x 42 cm



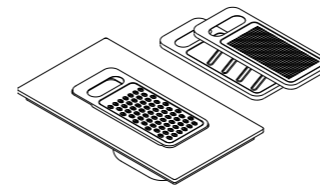
8154 000 - with 8644 004  
stainless steel colander  
25 x 36 cm



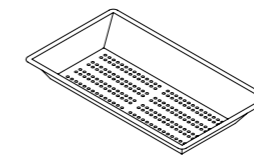
8153 100  
white bowl  
41,4 x 27,2 cm



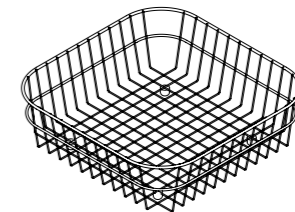
8100 154 - only with 8644 004  
stainless steel dishes holder  
23 x 35 cm



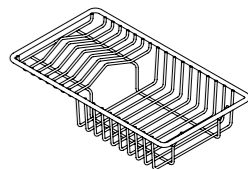
8159 101 - only with 8644 101  
grating kit  
21,5 x 38 cm



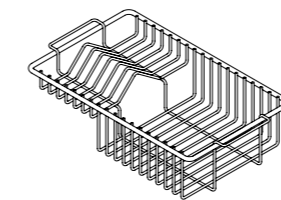
8151 000 - only with 8644 101  
stainless steel perforated pan  
21,5 x 38 cm



8611 000  
stainless steel basket  
34 x 40 cm



8100 303 - only with 8644 101  
stainless steel dishes holder  
21,4 x 37,9 cm



8100 201  
stainless steel dishes holder  
with handles  
25 x 42,5 cm

**sink SMOKEY 710**  
 Dimensions 750 x 440 mm  
 Single bowl 710 x 400 mm  
 Bowl depth 195 mm  
 Waste-fitting 3,5" standard cap  
 Installation ST  
 \*CABINET 80



**1157 856**  
 AISI 304 fumé PVD Gun Metal



**1157 858**  
 AISI 304 fumé PVD Copper



**1157 859**  
 AISI 304 fumé PVD Gold

**sink SMOKEY 500**  
 Dimensions 540 x 440 mm  
 Single bowl 500 x 400 mm  
 Bowl depth 195 mm  
 Waste-fitting 3,5" standard cap  
 Installation ST  
 \*CABINET 60



**1155 856**  
 AISI 304 fumé PVD Gun Metal



**1155 858**  
 AISI 304 fumé PVD Copper



**1155 859**  
 AISI 304 fumé PVD Gold

**sink SMOKEY 400**  
 Dimensions 440 x 440 mm  
 Single bowl 400 x 400 mm  
 Bowl depth 195 mm  
 Waste-fitting 3,5" standard cap  
 Installation ST  
 \*CABINET 45



**1156 856**  
 AISI 304 fumé PVD Gun Metal



**1156 858**  
 AISI 304 fumé PVD Copper

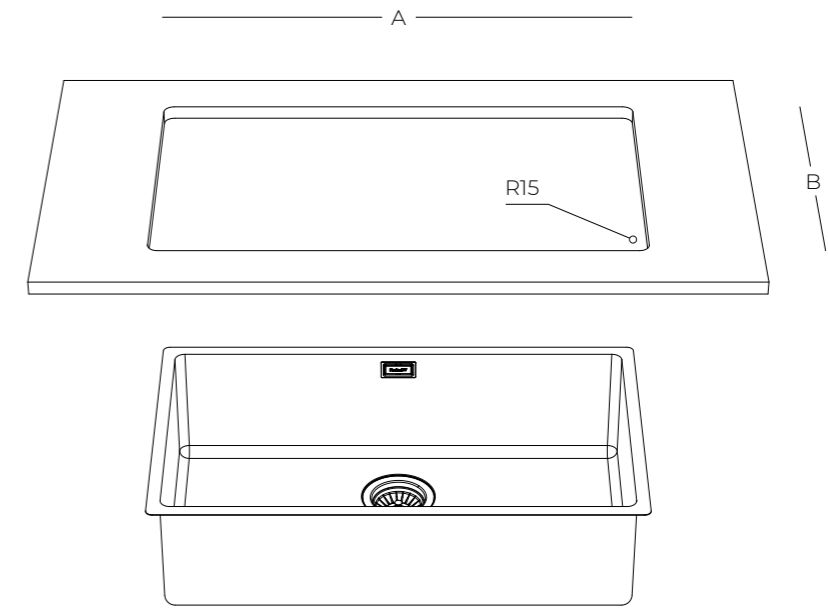


**1156 859**  
 AISI 304 fumé PVD Gold

\*fixing in larger cabinet 80-90 | 60-80 | 45-60



ST | cut-out for Undermount



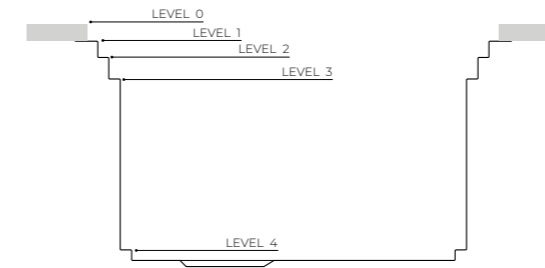
product	cut-out A x B	
SMOKEY 710	710 x 400 mm	R15
SMOKEY 500	500 x 400 mm	R15
SMOKEY 400	400 x 400 mm	R15



# HAPPYHOUR



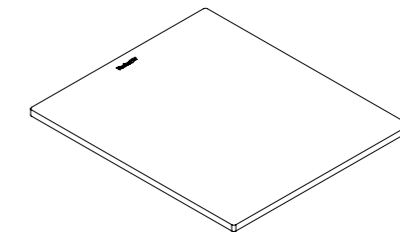
## ACCESSORIES



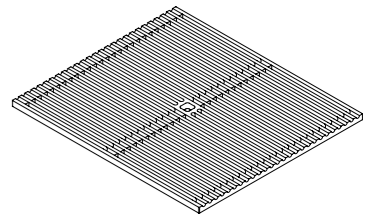
## COLLECTION

## HAPPYHOUR

### INCLUDED

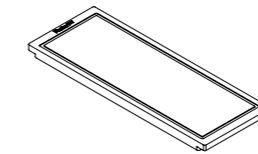


8200 002 - levels 0 - 3  
bamboo chopping board  
49 x 42 cm

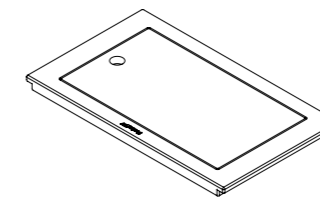


8100 600 - levels 2 - 4  
Foster black grid  
39,2 x 44,8 cm

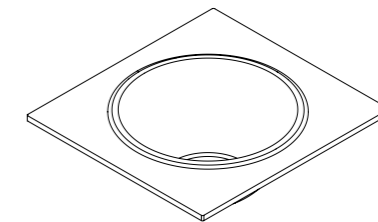
### OPTIONALS



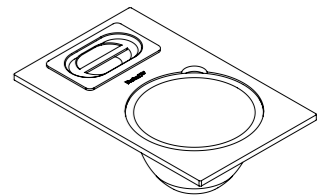
8642 000 - level 2  
walnut chopping board  
18 x 44,8 cm



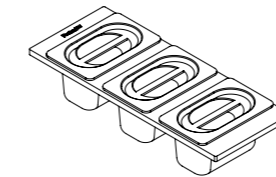
8100 627 - level 1  
twin chopping board + frame  
28 x 47,4 cm



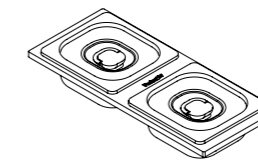
8200 601 - levels 0 - 3  
kit bowl ø 30 cm with bamboo frame  
44,8 x 42,2 cm



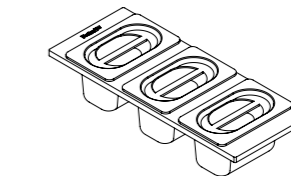
8100 628 - level 2  
kit multi-bowl  
28 x 44,8 cm



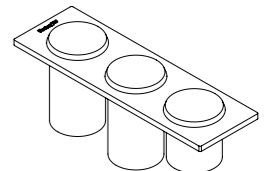
8100 622 - level 2  
3 bowls set  
18 x 44,8 cm



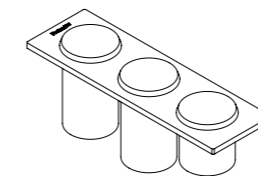
8100 623 - level 3  
2 bowls set  
18 x 42,2 cm



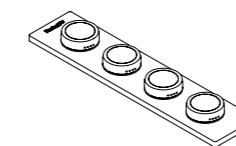
8100 624 - level 3  
3 bowls set  
18 x 42,2 cm



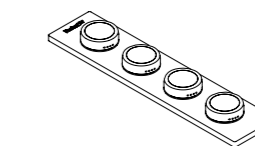
8100 626 - level 1  
3 bottles-holder set  
14 x 47,4 cm



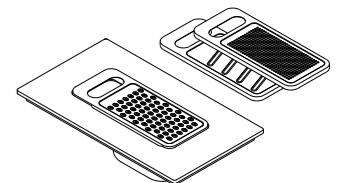
8100 621 - level 2  
3 bottles-holder set  
14 x 44,8 cm



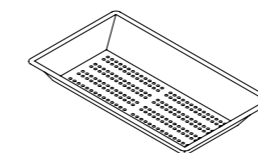
8100 620 - level 2  
4 spices-holder set  
10 x 44,8 cm



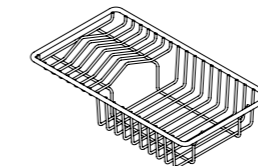
8100 625 - level 1  
4 spices-holder set  
10 x 47,4 cm



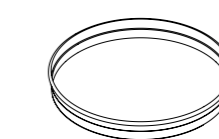
8159 101 - only with 8100 627  
grater kit with ring-holder  
and food tray



8151 000 - only with 8100 627  
stainless steel perforated pan  
21,5 x 38 cm



8100 303 - only with 8100 627  
stainless steel dishes holder  
21,4 x 37,9 cm



1778 000 - with 8200 601  
Steel tray  
ø 30 cm



8100 030  
knife-holder  
to be used only coupled with  
8100 621 - 8100 626



**1050 850**  
AISI 304 satin

**HAPPYHOUR**  
Dimensions 1448 x 503 mm  
Single bowl 1397 x 400 mm  
Bowl depth 263 mm  
Waste-fitting 3,5" double cap  
Installation ST



**1049 850**  
AISI 304 satin

**HAPPYHOUR**  
Dimensions 1236 x 503 mm  
Single bowl 1185 x 400 mm  
Bowl depth 263 mm  
Waste-fitting 3,5" standard cap  
Installation ST



**1049 856**  
AISI 304 satin PVD Gun Metal



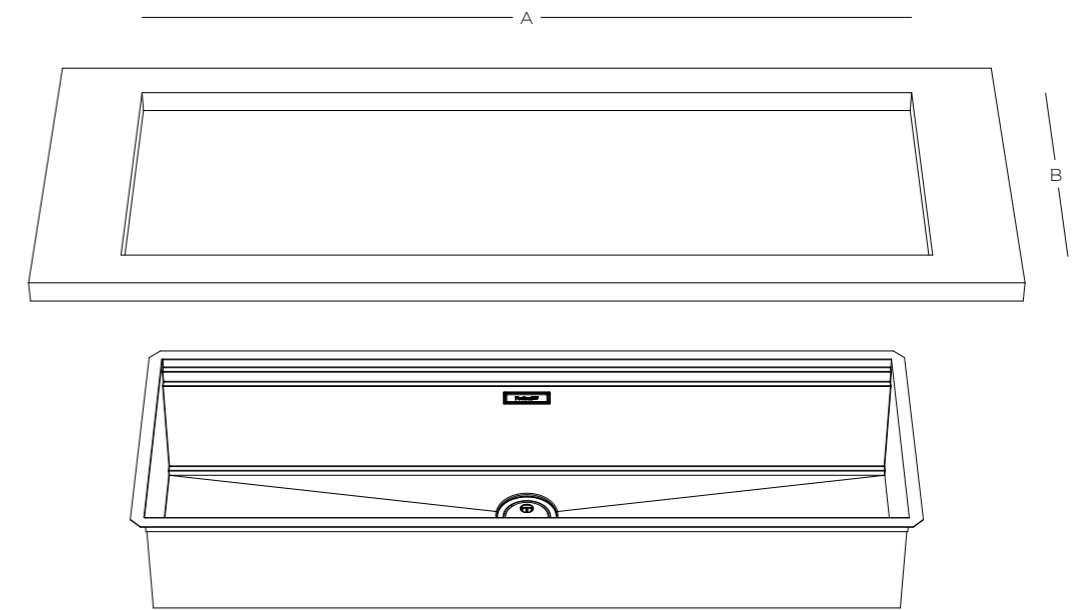
**1049 858**  
AISI 304 satin PVD Copper



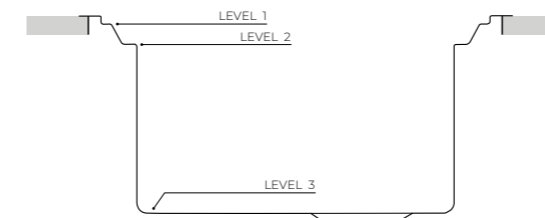
**1049 859**  
AISI 304 satin PVD Gold



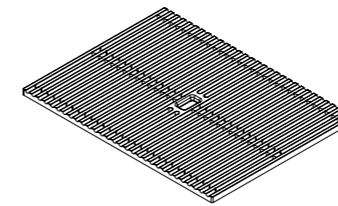
ST | cut-out for Undermount



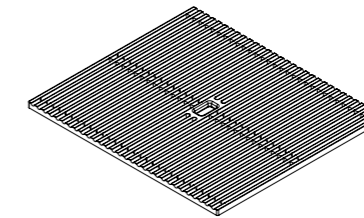
product	cut-out A x B
HAPPYHOUR 1050	1397 x 477 mm
HAPPYHOUR 1049	1185 x 477 mm



INCLUDED

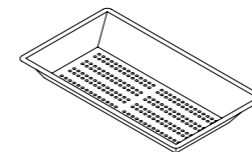


8100 606 - levels 1 - 3  
Foster Black grid with pads  
34 x 45,4 cm

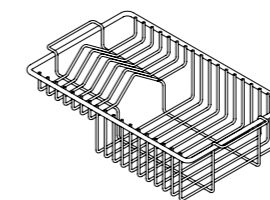


8100 607 - level 1  
Foster Black grid  
39,7 x 45,4 cm

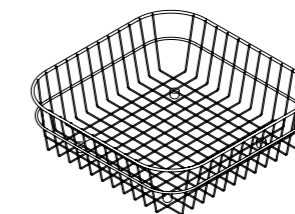
OPTIONALS



8156 000 - level 2  
Stainless steel perforated pan  
21,5 x 39,6 cm



8100 306 - level 2  
Stainless steel dishes holder  
21,4 x 39,5 cm



8611 000 - level 3  
Stainless steel basket  
34 x 40 cm

**Sink OUTLINE**  
 Dimensions 873 x 513 mm  
 Lateral tap bench  
 Single bowl 665 x 375 mm  
 Bowl depth 200 mm  
 Waste-fitting 3,5" double cap  
 Installation FT | FTS  
 CABINET 90



**6602 000**  
 AISI 304 satin



**6602 006**  
 AISI 304 satin PVD Gun Metal



**6602 008**  
 AISI 304 satin PVD Copper



**6602 009**  
 AISI 304 satin PVD Gold


**Sink OUTLINE H25**  
 Dimensions 880 x 518 mm  
 Rim edge h 25 mm  
 Lateral tap bench  
 Single bowl 665 x 375 mm  
 Bowl depth 200 mm  
 Waste-fitting 3,5" double cap  
 CABINET 90




**6625 000**  
 AISI 304 satin



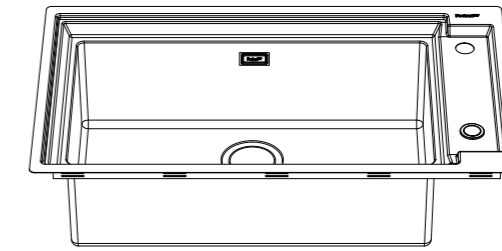
**6625 006**  
 AISI 304 satin PVD Gun Metal



FTS | Flush resting on-top



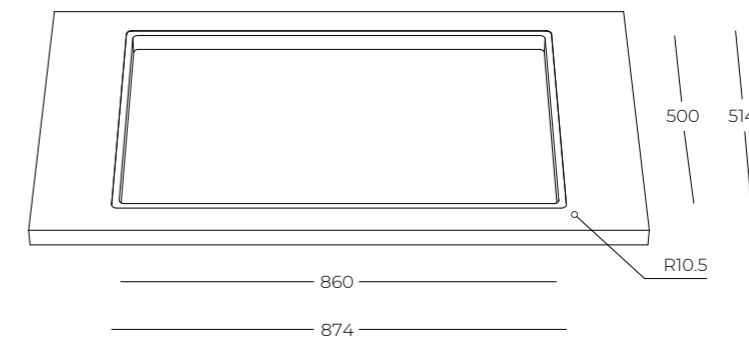
FT | Flush-mount



FTS | cut-out for Flush resting on top



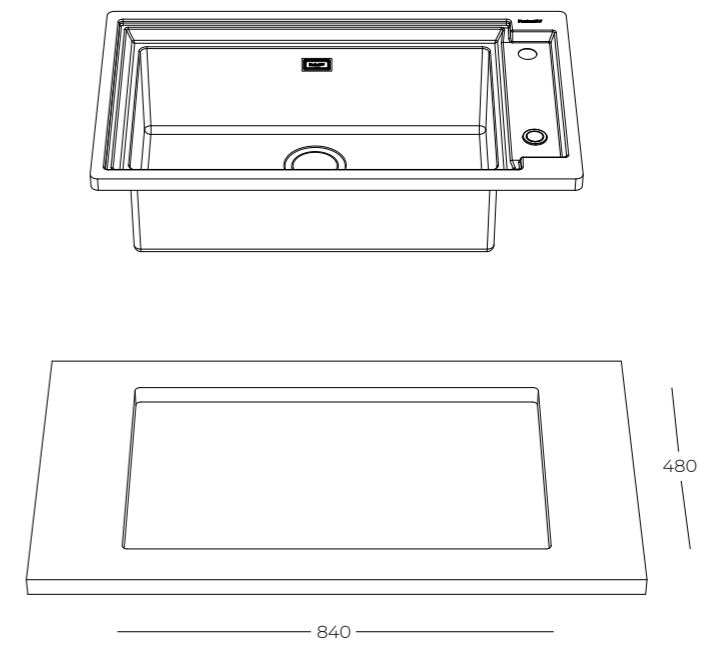
FT | cut-out for Flush-mount





Top-mount

Top-mount cut-out



# MIXER TAPS AND COMPLEMENTS

COLLECTION

OP



## **8499 100** OP

Single lever mixer tap with remote control, rotating, collapsible barrel and swivel head

Satin finish  
Rotating barrel 360°  
Ceramic disc cartridge  
Built-in base ø 44 mm  
Built-in hole ø 35 mm  
Max worktop thickness 40 mm



## **8499 106** OP | PVD Gun Metal

Single lever mixer tap with remote control, rotating, collapsible barrel and swivel head

Satin finish - PVD Gun Metal  
Rotating barrel 360°  
Ceramic disc cartridge  
Built-in base ø 44 mm  
Built-in hole ø 35 mm  
Max worktop thickness 40 mm





**8491 100**  
VOLTA

Single lever mixer tap with rotating barrel and extractable shower head

Satin finish  
Rotating barrel 140°  
Ceramic disc cartridge  
Built-in base ø 45 mm  
Built-in hole ø 35 mm  
Max worktop thickness 55 mm



**8491 106**  
VOLTA | PVD Gun Metal

Single lever mixer tap with rotating barrel and extractable shower head

Satin finish - PVD Gun Metal  
Rotating barrel 140°  
Ceramic disc cartridge  
Built-in base ø 45 mm  
Built-in hole ø 35 mm  
Max worktop thickness 55 mm



**8491 108**  
VOLTA | PVD Copper

Single lever mixer tap with rotating barrel and extractable shower head

Satin finish - PVD Copper  
Rotating barrel 140°  
Ceramic disc cartridge  
Built-in base ø 45 mm  
Built-in hole ø 35 mm  
Max worktop thickness 55 mm



**8491 109**  
VOLTA | PVD Gold

Single lever mixer tap with rotating barrel and extractable shower head

Satin finish - PVD Gold  
Rotating barrel 140°  
Ceramic disc cartridge  
Built-in base ø 45 mm  
Built-in hole ø 35 mm  
Max worktop thickness 55 mm



**8497 120**  
VELA PLUS

Single lever mixer tap with rotating barrel and extractable shower head

Satin finish  
Rotating barrel 360°  
Ceramic disc cartridge  
Built-in base ø 50 mm  
Built-in hole ø 35 mm  
Max worktop thickness 40 mm



**8520 100**  
Dispenser EVO

Built-in liquid soap/detergent dispenser

Satin finish  
Rotating barrel 360°  
Built-in base ø 45 mm  
Built-in hole ø 35 mm  
Max worktop thickness 40 mm



**8407 116**  
Space Push

\*Automatic waste fitting kit with push-bottom control

Stainless steel  
Built-in hole ø 35mm  
Round push-bottom control  
Double drain caps  
Space caps | Basket caps  
Perimeter overflow



**8498 128**  
VELA PLUS | PVD Copper

Single lever mixer tap with rotating barrel and extractable shower head

Satin finish - PVD Copper  
Rotating barrel 360°  
Ceramic disc cartridge  
Built-in base ø 50 mm  
Built-in hole ø 35 mm  
Max worktop thickness 40 mm



**8520 158**  
Dispenser EVO | PVD Copper

Built-in liquid soap/detergent dispenser

Satin finish - PVD Copper  
Rotating barrel 360°  
Built-in base ø 45 mm  
Built-in hole ø 35 mm  
Max worktop thickness 40 mm



**8407 122**  
Space Push | PVD Copper

\*Automatic waste fitting kit with push-bottom control

Stainless steel - PVD Copper  
Built-in hole ø 35mm  
Round push-bottom control  
Double drain caps  
Space caps | Basket caps  
Perimeter overflow



**8498 126**  
VELA PLUS | PVD Gun Metal

Single lever mixer tap with rotating barrel and extractable shower head

Satin finish - PVD Gun Metal  
Rotating barrel 360°  
Ceramic disc cartridge  
Built-in base ø 50 mm  
Built-in hole ø 35 mm  
Max worktop thickness 40 mm



**8520 156**  
Dispenser EVO | PVD Gun Metal

Built-in liquid soap/detergent dispenser

Satin finish - PVD Gun Metal  
Rotating barrel 360°  
Built-in base ø 45 mm  
Built-in hole ø 35 mm  
Max worktop thickness 40 mm



**8407 120**  
Space Push | PVD Gun Metal

\*Automatic waste fitting kit with push-bottom control

Stainless steel - PVD Gun Metal  
Built-in hole ø 35mm  
Round push-bottom control  
Double drain caps  
Space caps | Basket caps  
Perimeter overflow



**8498 129**  
VELA PLUS | PVD Gold

Single lever mixer tap with rotating barrel and extractable shower head

Satin finish - PVD Gold  
Rotating barrel 360°  
Ceramic disc cartridge  
Built-in base ø 50 mm  
Built-in hole ø 35 mm  
Max worktop thickness 40 mm



**8520 159**  
Dispenser EVO | PVD Gold

Built-in liquid soap/detergent dispenser

Satin finish - PVD Gold  
Rotating barrel 360°  
Built-in base ø 45 mm  
Built-in hole ø 35 mm  
Max worktop thickness 40 mm



**8407 121**  
Space Push | PVD Gold

\*Automatic waste fitting kit with push-bottom control

Stainless steel- PVD Gold  
Built-in hole ø 35mm  
Round push-bottom control  
Double drain caps  
Space caps | Basket caps  
Perimeter overflow

# COOKTOPS

## PROGRAMS AND FUNCTIONS



**GO&STOP DEVICE**  
Activates the plates initially at maximum power, until the set level is reached



**RECALL**  
The function allows immediate recall of the last settings selected in the previous cooking process



**POWER BOOST**  
When the Booster is activated, the plate runs for ten minutes at a very high power level, which makes it possible to, for example, quickly heat up large quantities of water



**SLIDER CONTROL**  
The selected temperature can be set very quickly with the Slider control: simply touch the touch display to the desired power level with one finger



**POT LOCALIZATION**  
It recognises which zone the pan is placed on and automatically activates the relevant controls to adjust the power.



**SMART FAN SYSTEM**  
The Foster system automatically adjusts the optimal ventilation level according to the temperatures reached



**END-OF-COOKING PROGRAMME**  
All operations are set via touch controls on the cooktop glass. Each hotplate is equipped with independent programming that allows you to set different cooking times



**T-CHEF**  
It allows to set particular temperatures (42 °C, 70 °C, 94 °C) and keep them constant during cooking. This makes it easy to achieve elaborate preparations with true chef's results. Bain-marie preparations, custard or béchamel will always be perfect, as will slow cooking at low temperatures. By setting the temperature close to boiling, the cooking liquids will immediately come up to temperature when needed, increasing speed and performance



**HEAT MAINTENANCE**  
It allows to keep food at a temperature of 70°C in a gentle way, without reaching boiling temperatures or burning the cooking juices.



**TIMER**  
A convenient timer that is independent of end-of-cooking programming



**POT DETECTOR**  
Foster cooktop not only recognise the presence of pots and pans, but also calculate their surface area. This system allows an even more efficient use of energy. Moreover, when the pan is removed, the plate is automatically deactivated



**BRIDGE**  
The Bridge function allows two zones to be combined to form a single large cooking zone, available for large pots or for multiple simultaneous cooking, with maximum flexibility in positioning. Thanks to the Double Booster, the exceptional power of 3700 W can be concentrated on a single plate or made available evenly over the extended surface area



**SECURITY**  
All Foster induction cooktops are equipped with sophisticated safety protections: Centralised switch-off; Safety lock; Residual heat indicators. Safety System, which turns off the cooktop in case of lack of pans; Overflow detector, which automatically turns off the cooktop in case of liquid overflow; Automatic deactivation, to avoid accidents caused by forgetfulness



**POWER CONTROL**  
The PowerControl function allows the free use of induction technology even with low power supply. In fact, the user can easily change the maximum absorption level of the cooktop. Once the maximum power has been defined, one can forget about absorption, as the Foster induction cooktop will warn of any limits, leaving one the choice to distribute the power as one wishes. At any time the cooktop can be easily reprogrammed to change or remove the power limit



**PAUSE**  
This useful function allows to distract one's attention from cooking, interrupting and restoring the settings immediately

**CASTONE corner**

Dimensions 830 x 830 x h 4 mm  
 Full edge h 4 mm  
 1 separate control zone  
 1 cooking zone 270 mm  
 1 cooking zone 300 mm  
 1 cooking zone 350 mm  
 Total power 6.700 W  
 Installation FT | FTS  
 CABINET 90 corner




**7438 000**  
 AISI 304 satin



**7438 006**  
 AISI 304 satin PVD Gun Metal



**7438 008**  
 AISI 304 satin PVD Copper



**7438 009**  
 AISI 304 satin PVD Gold

**CASTONE linear**

Dimensions 1080 x 490 x h 4 mm  
 Full edge h 4 mm  
 1 separate control zone  
 1 cooking zone 270 mm  
 2 cooking zones 350 mm  
 Total power 6.700 W  
 Installation FT | FTS  
 CABINET 120



**7439 000**  
 AISI 304 satin



**7439 016**  
 AISI 304 satin PVD Gun Metal



**7439 018**  
 AISI 304 satin PVD Copper



**7439 019**  
 AISI 304 satin PVD Gold

**ARYA**

Dimensions 820 x 520 x h 4 mm  
 Bevelled edge  
 Integrated suction hood  
 Aluminium standard grid black  
 4 cooking zones 210 x 190 mm  
 2 bridge zones  
 Total power 7.400 W  
 Installation FT | FTS  
 CABINET 80



**7392 245**  
 Ceramic glass top and integrated hood

**INFINITO**

Dimensions 920 x 520 x h 4 mm  
 Bevelled edge  
 Free cooking zones  
 Total power 11.000 W  
 Installation FT | FTS  
 CABINET 120



**7300 000**  
 Glass ceramic hob TFT control



Powerboost



Recall



Pot detector



Timer



Security



Slider Control



Go&amp;Stop



Heat maintenance



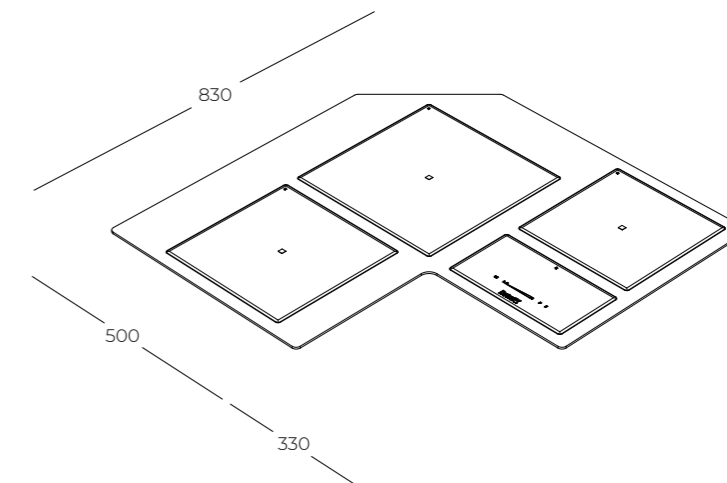
Smart fan system



End-of-cooking programme



Pause



### CASTONE linear cooking system

Corner cooktop in AISI 304 stainless steel with Full edge 4 mm satin finish with three induction zones Modular glass-ceramic squares with bevelled edge, integrated into the steel frame.

Dimensions 830 x 830 x h 60 mm  
Corner cabinet 90 cm  
Power supply 230 - 380 V (50/60 Hz)

#### INCLUDED

Connection box  
Dimensions 211 x 270 x 48 mm  
Installation wall-mounted behind the base unit or inside it, under the cooktop

Control panel with Touch and Slider Control  
9 power setting per zone plus Powerboost function  
1 cooking zone 270 mm - 1.100 (1.400)\* W  
1 cooking zone 300 mm - 2.300 (3.000)\* W  
1 cooking zone 350 mm - 2.300 (3.000)\* W  
Total power 6.700 W

\*Powerboost

#### OPTIONAL ACCESSORIES

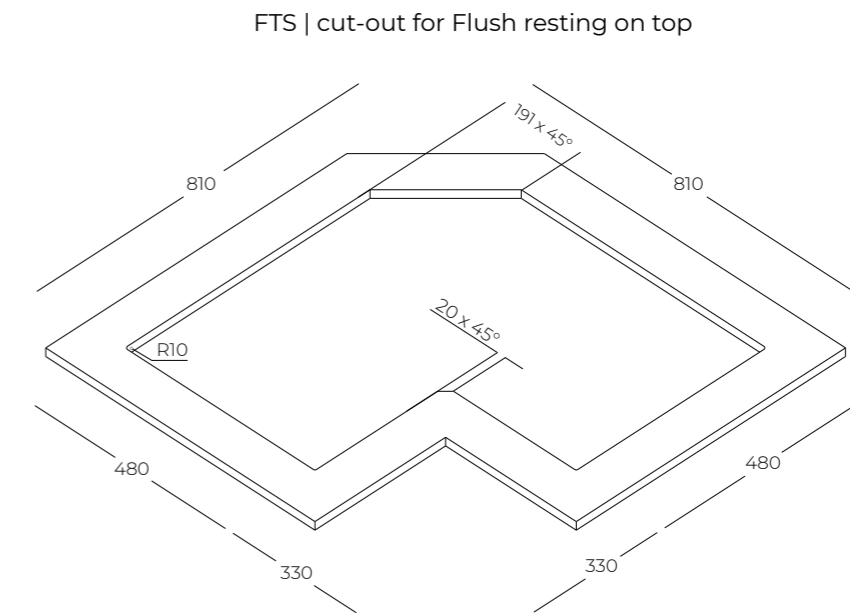
8210 008 - Set of Induction PRO pots - 8 pcs  
1 pot ø 24 cm - 1 deep casserole ø 20 cm - 1 deep casserole ø 24 cm  
- 1 saucepan ø 16 cm - 1 pan ø 24 cm - 1 milk-pot ø 12 cm - 1 glass lid ø 20 cm - 1 glass lid ø 24 cm



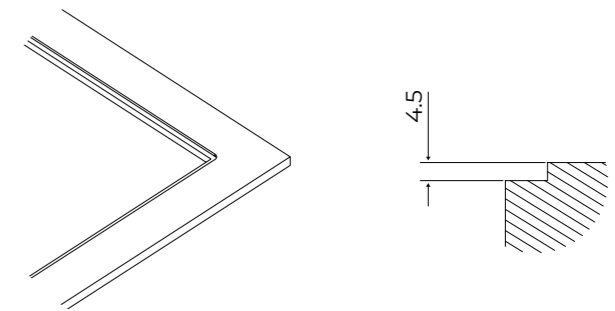
FTS | Flush resting on-top



FT | Flush-mount



FT | cut-out for Flush-mount





Powerboost



Recall



Pot detector



Timer



Security



Slider Control



Go&Stop



Heat maintenance



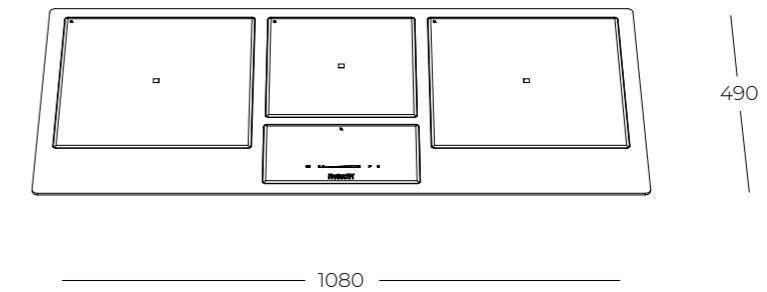
Smart fan system



End-of-cooking programme



Pause



**CASTONE**  
linear cooking system

Linear cooktop in AISI 304 stainless steel with Full edge 4 mm satin finish with three induction zones Modular glass-ceramic squares with bevelled edge, integrated into the steel frame.

Dimensions 490 x 1080 x h 60 mm  
Cabinet 120 cm  
Power supply 230 - 380 V (50/60 Hz)

**INCLUDED**  
Connection box  
Dimensions 211 x 270 x 48 mm  
Installation wall-mounted behind the base unit or inside it, under the cooktop

Control panel with Touch and Slider Control  
9 power setting per zone plus Powerboost function  
1 cooking zone 270 mm - 1.100 (1.400)\* W  
2 cooking zones 350 mm - 2.300 (3.000)\* W  
Total power 6.700 W

\*Powerboost

**OPTIONAL ACCESSORIES**  
8210 008 - Set of Induction PRO pots - 8 pcs  
1 pot ø 24 cm - 1 deep casserole ø 20 cm - 1 deep casserole ø 24 cm  
- 1 saucepan ø 16 cm - 1 pan ø 24 cm - 1 milk-pot ø 12 cm - 1 glass lid ø 20 cm - 1 glass lid ø 24 cm



FTS | Flush resting on-top

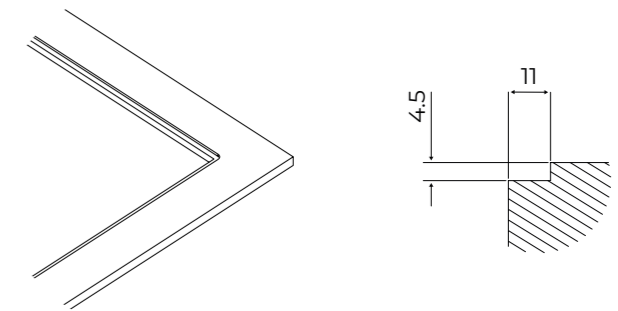


FT | Flush-mount

FTS | cut-out for Flush resting on top



FT | cut-out for Flush-mount







Powerboost



Power control



Bridge



Timer



Security



Pot detector



Smart fan system



End-of-cooking programme



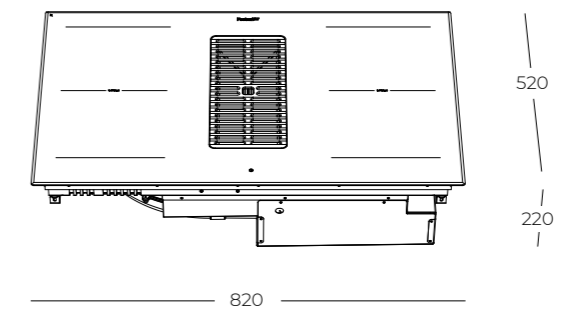
Slider Control



Heat maintenance



Pause



### ARYA cooking system with integrated suction hood

Black glass ceramic induction cooktop with bevelled edge  
Integrated suction hood with washable filters and black cover grid

Dimensions 520 x 820 x h 220 mm  
Cabinetry 80 cm  
Energy class A+  
Airflow rate 680 m<sup>3</sup>/h  
Power supply 230 - 380 V (50/60 Hz)

#### SUCTION FEATURES

Motor on board  
Electronic programming  
10 suction speeds (9 + 1 intensive)  
Automatic delayed shut-down  
Black aluminium grid included  
2 washable grease filters included  
Notice of grease and carbon filters' saturation

Control panel with Touch and Slider Control  
9 power setting per zone plus Powerboost function  
4 cooking zones 210 x 190 mm - 2.100 (3.000)\* W  
2 extended cooking zones Bridge  
Total power 7.400 W  
Power control function

\*Powerboost

#### OPTIONAL ACCESSORIES

8803 000 - AISI 304 grid  
8803 116 - AISI 304 grid PVD Gun Metal  
8803 118 - AISI 304 grid PVD Copper  
8803 119 - AISI 304 grid PVD Gold

9700 580 - Filter kit for plinth H10/15 cm  
9700 577 - Filter kit for plinth H6/8 cm

8210 008 - Set of Induction PRO pots - 8 pcs  
1 pot ø 24 cm - 1 deep casserole ø 20 cm - 1 deep casserole ø 24 cm - 1 saucepan ø 16 cm - 1 pan ø 24 cm - 1 milk-pot ø 12 cm - 1 glass lid ø 20 cm - 1 glass lid ø 24 cm




FTS | Flush resting on-top

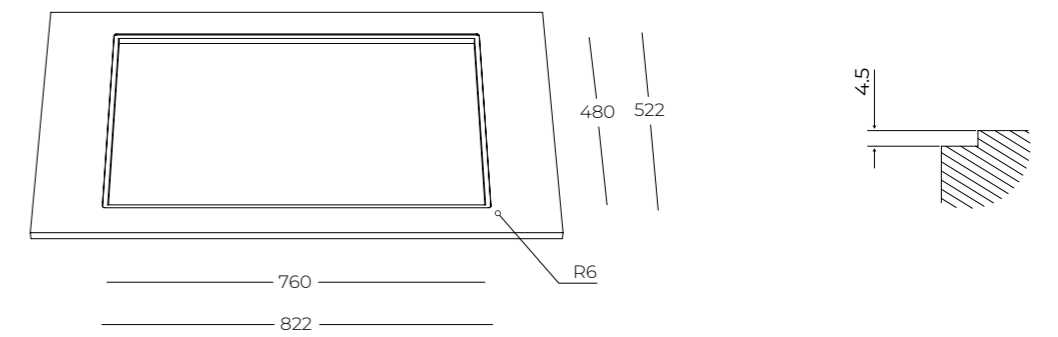



FT | Flush-mount

FTS | cut-out for Flush resting on top




FT | cut-out for Flush-mount





8803 000  
AISI 304 satin



8803 116  
AISI 304 PVD Gun Metal satin



8803 118  
AISI 304 PVD Copper satin



8803 119  
AISI 304 PVD Gold satin

-  Powerboost
-  Power control
-  Pot detector
-  Timer
-  Security
-  Slider Control
-  Pot localizator
-  T-chef
-  End-of-cooking programme
-  Pause



#### INFINITO Free-zone cooking system

Black glass ceramic induction cooktop with bevelled edge with 7" TFT Touch display and Slider Control for electronic programming of cooking zones  
8 languages available ( IT, EN, DE, FR, ES, CN, KO, VIET )

Dimensions 520 x 920 x h 50 mm  
Cabinet 120 cm  
Power supply 230 - 380 V (50/60 Hz)

#### OPTIONAL ACCESSORIES

8210 008 - Set of Induction PRO pots - 8 pcs  
1 pot ø 24 cm - 1 deep casserole ø 20 cm - 1 deep casserole ø 24 cm - 1 saucepan ø 16 cm - 1 pan ø 24 cm - 1 milk-pot ø 12 cm - 1 glass lid ø 20 cm - 1 glass lid ø 24 cm

Free cooking zones - up to 6 pans  
17 power setting per zone plus Powerboost function and T-chef ( + 3 temperature) 21 levels per zone in total  
Total power 11.000 W  
Power control function

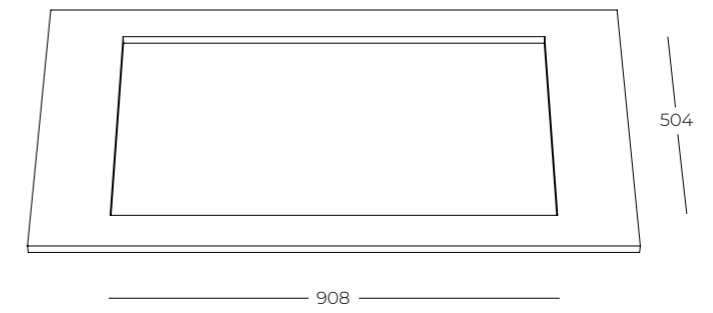


FTS | Flush resting on-top

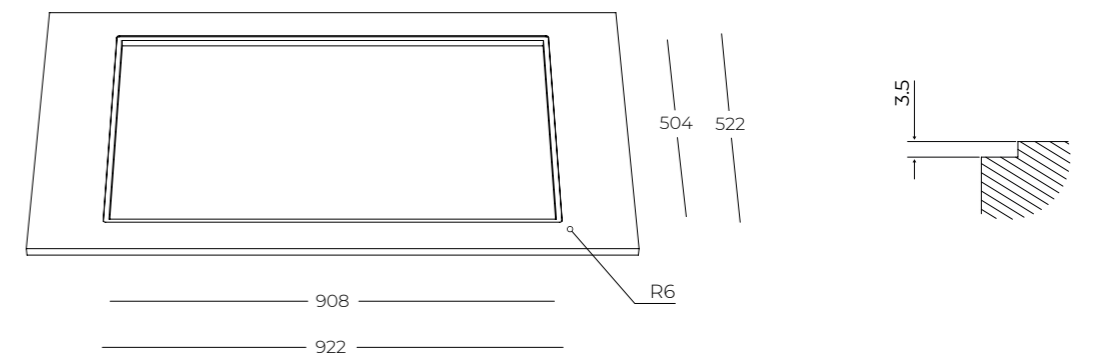


FT | Flush-mount

FTS | cut-out for Flush resting on top



FT | cut-out for Flush-mount



**OUTLINE**

Dimensions 873 x 513 x h 1 mm  
 2 Flat burners auxiliary 1.000 W  
 2 Flat burners semi-rapid 1.750 W  
 1 Flat burner Dual 4.000 W with  
 PrecisePower system: maximum precision  
 in regulating the flame,  
 thanks to the 10 pre-set levels.  
 Total power 9.500 W  
 Installation FT | FTS  
 CABINET 90



**7440 000**  
 AISI 304 satin



**7440 006**  
 AISI 304 satin PVD Gun Metal



**7440 008**  
 AISI 304 satin PVD Copper



**7440 009**  
 AISI 304 satin PVD Gold

**OUTLINE H25**

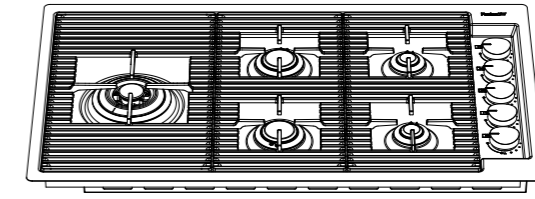
Dimensions 880 x 518 x h 25 mm  
 Edge Rim h 25 mm  
 2 Flat burners auxiliary 1.000 W  
 2 Flat burners semi-rapid 1.750 W  
 1 Flat burner Dual 4.000 W with  
 PrecisePower system: maximum precision  
 in regulating the flame,  
 thanks to the 10 pre-set levels.  
 Total power 9.500 W  
 CABINET 90



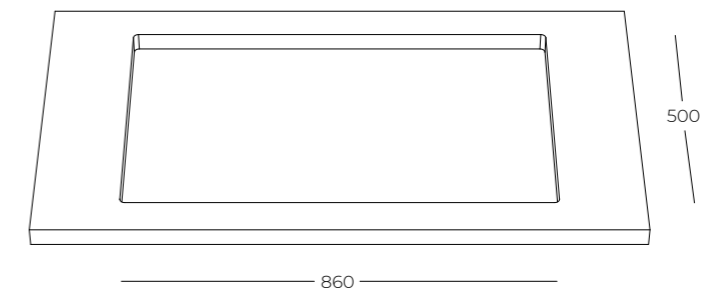
**7441 000**  
 AISI 304 satin



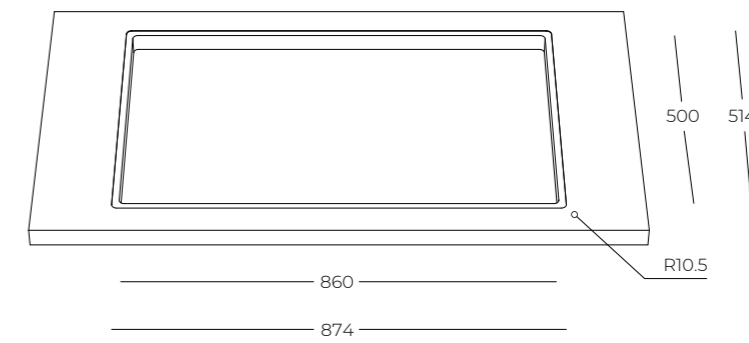
**7441 006**  
 AISI 304 satin PVD Gun Metal




FTS | cut-out for Flush resting on top



FT | cut-out for Flush-mount



FTS | Flush resting on-top



FT | Flush-mount


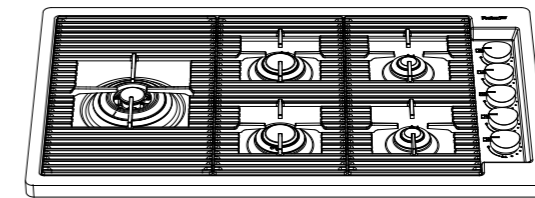
OPTIONAL ACCESSORIES  
9601 727 - Wok support



Top-mount

OPTIONAL ACCESSORIES  
9601 727 - Wok support

Top-mount cut-out







FOSTER MANAGEMENT SYSTEM IS ISO 9001:2015 CERTIFIED  
REGISTRATION NUMBER CH-36474

This publication is for international use. The features are purely guideline. We reserve the right to modify them at any moment without notice. The Foster Organization will be pleased to provide further details and updates about the products and services.

© Foster spa. Not to be reproduced wholly or in part without written permission of Foster spa.

FOSTER SPA  
Via M.S. Ottone, 18-20  
42041 - Brescello - RE  
ITALY

t +39 0522 687425  
info@fosterspa.com

[www.fosterspa.com](http://www.fosterspa.com)

